

SUITE

Design by Jordi Vilardell & Meritxell Vidal.

VIBIA

Reference

6050.

Application

Wall Lamps

Installation type

Surface

Description

Suite is a wall lamp that boasts different functions, where matter and light are integrated in a single body. Designed by Jordi Vilardell & Meritxell Vidal. Available in white.

Diffuser

Mat opal triplex blown-glass diffuser

Materials

Wall support: Aluminum

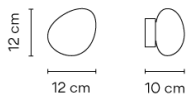
Diffuser: Blown-glass

Finish



6050-93 White (RAL 9016)


Sketch



Electrical characteristics

1 x LED 4,48W 350mA

Total 4.5 W



Light source: 2700K CRI >80 490 lm 100 lm/W

Fixture: 327 lm 73 lm/W

Driver included: CC - Constant Current 350 mA 100-240V 50/60Hz

Electronic dimming NO DIMMING

Physical characteristics

1 Box / 0.13 x 0.20 x 0.21 m. / Vol. 0.0054 m³ /

Gross weight 0.6 kg. / Net weight 0.5 kg.

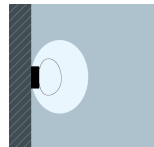
Installation and assembly

Please, see the installation manual

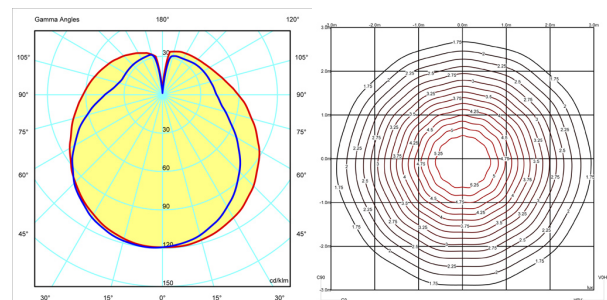
Light distribution

General lighting

Lamp for general lighting that equally distributes the light in all directions.



Photometric data



Certificates

