

# HAMPTONS

2014 JAN TE LINTELO



## DESIGN INSPIRATION

The Hamptons... the name itself conjures up images of long and lazy summer evenings, of walks along the mile-long beaches, followed by hours spent simply lounging around, contemplating life whilst sampling the fruits of local, award-winning vineyards. And if ever there was a series of furniture that complements such an easy-going lifestyle, it is the 'Hamptons' by Jan te Lintelo: utterly flexible with numerous compositions of seating elements, ottomans and cabinets, that perfectly suit your needs and taste.



## DESIGNED BY JAN TE LINTELO

Jan te Lintelo was born into a family of furniture retailers and from an early age understood the craftsmanship required from artisans and designers. He decided to study furniture manufacture, honing his creative skills. Practice makes perfect though, so Jan first joined renowned, cutting-edge Dutch furniture brand Pastoe and then equally renowned Gelderland. In 1994, he felt ready to spread his wings and started his own company, LINTELOO. His design characteristic remains unchanged: the ultimate combination of generous proportions, comfort and style, executed by the best craftsmen in the business.



## SPECIFICATIONS

**Body:** Webbed wooden frame with polyurethane foam in varying densities for optimum support and comfort, wrapped in hypoallergenic polyester fibre, 100% cotton inner cover.

**Coupling system:** The elements in any configuration are joined together by a steel coupling system

**Legs:** Black polyurethane (not visible)

**Seat cushions:** Polyurethane foam core in varying densities for optimum support and comfort, wrapped in a 100% cotton duvet filled with goose down and feathers, or with a top layer of memory foam covered with hypoallergenic polyester fibre.

**Back cushions:** Goose down and feathers with polyester fibre, or hypoallergenic polyester fibre only.

**Upholstery:** Composition of fabrics depends on the customer's choice of upholstery. Leathers are either aniline or pigmented/sealed.

**Cabinet:** Solid ash or walnut veneer

## OPTIONS

**Upholstery:** Fabric: removable cushion covers, removable body cover, available in all fabrics from the LINTELOO collection.

**Leather:** removable cushion covers, fixed body cover, available in all leathers from the LINTELOO collection. Please note: leather upholstery requires more (visible) seams than fabric upholstery. For an impression of LINTELOO's fabrics and leathers, see 'Materials' at [linteloo.com](http://linteloo.com)

**Cushions:** Reversible, available with either goose down/feather or hypoallergenic fibre filling.

**Cabinet:** Cabinet available in two lengths: the shortest can be coupled to a seating element to serve as an armrest

**Special features:** For full modular flexibility, all back cushions must be ordered separately. Full set of fabric replacement covers available at 50% of the original purchase price. Leather replacement covers on request. Matching cabinet in three different wood finishes: white-washed oranthracite ash or walnut natural.

## MAINTENANCE

All LINTELOO furniture has been made with love and care. Of course, we want you to enjoy it, for as long as possible. Proper maintenance will prolong its lifespan, which is why each piece of LINTELOO furniture comes with a maintenance instruction booklet, also available for download at [linteloo.com](http://linteloo.com) Detailed information on care and cleaning, including the recommended products, can also be found at [linteloo-care.nl](http://linteloo-care.nl)

**Upholstery:** Maintenance of the upholstery obviously depends on your choice of fabric or leather. As a rule of thumb, fabric upholstery—especially when removable—is easier to clean in case of spots and spills than leather. On the other hand, leather will handle regular wear and tear better, in a sense that the odd sign of use only adds to its character.

**Cushions:** Again, the level of maintenance depends on your choice of filling. Down/feather-filled cushions require regular plumping up and airing. But you may prefer the firmer seating experience and hypoallergenic qualities that a 100% polyester filling provides.

**Legs:** The occasional wipe-down with a damp cloth is all it takes.

**Solid wood:** Wood is a natural product, which may scratch, shrink and expand. Keep this to a minimum by using coasters, by not putting wooden furniture too close to a heat source, and by keeping your home at a 50-60% humidity level. Oil-treated woods benefit from regular nourishment. Varnished or painted woods can simply be wiped down with a damp cloth.

**Wood veneer:** Simply wipe down with a damp cloth for easy cleaning. Do not use abrasives or silicon-based lustre agents. A veneered table cannot be sanded/refinished.



## WARRANTY

All LINTELOO sofas and chairs are backed by a 10-year warranty on the frame. Cushions, upholstery and all other LINTELOO products are backed by a 3-year warranty, with a depreciation of 1/3 each year. Please make sure you keep your invoice or receipt. Excluded from the warranty are:

- Regular wear and tear, damages and discolouration of upholstery (fabric and/or leather).
- Creasing, colour and structure variations and other irregularities, which are part of the natural characteristics of fabrics, leather and/or wood.
- Complaints regarding fabrics and/or leathers which are not part of the standard LINTELOO collection (specially supplied fabrics and/or leathers).
- Damages caused by improper use, inadequate or incorrect maintenance, or repairs carried out outside the scope of LINTELOO's responsibility. LINTELOO uses the Terms and Conditions of the Centrale Bond van Meubelfabrikanten, available at [www.linteloo.com](http://www.linteloo.com). If you have any questions, please contact your LINTELOO dealer or LINTELOO's customer service department.



## DIMENSIONS




## DIMENSIONS

	<p>100 cm 39 1/2"</p> <p>25 cm 10"</p>	<p>100 cm 39 1/2"</p> <p>25 cm 10"</p>	<p>100 cm 39 1/2"</p> <p>41 cm 16 1/4"</p>	<p>100 cm 39 1/2"</p> <p>41 cm 16 1/4"</p>
metrage	arm low 25 x 100 L/R 1,90	arm high 25 x 100 L/R 1,90	arm low 41 x 100 L/R 2,30	arm high 41 x 100 L/R 2,30
	<p>110 cm • 43 1/4"</p> <p>25 cm 10"</p>	<p>110 cm • 43 1/4"</p> <p>25 cm 10"</p>	<p>110 cm • 43 1/4"</p> <p>41 cm 16 1/4"</p>	<p>110 cm • 43 1/4"</p> <p>41 cm 16 1/4"</p>
metrage	arm low 25 x 110 L/R 2,05	arm high 25 x 110 L/R 2,05	arm low 41 x 110 L/R 2,40	arm high 41 x 110 L/R 2,40
	<p>120 cm • 47 1/4"</p> <p>25 cm 10"</p>	<p>120 cm • 47 1/4"</p> <p>25 cm 10"</p>	<p>120 cm • 47 1/4"</p> <p>41 cm 16 1/4"</p>	<p>120 cm • 47 1/4"</p> <p>41 cm 16 1/4"</p>
metrage	arm low 25 x 120 L/R 2,15	arm high 25 x 120 L/R 2,15	arm low 41 x 120 L/R 2,50	arm high 41 x 120 L/R 2,50
	<p>100 cm 39 1/2"</p> <p>25 cm 10"</p> <p>100 cm • 39 1/2"</p>	<p>110 cm • 43 1/4"</p> <p>25 cm 10"</p> <p>100 cm • 39 1/2"</p>	<p>110 cm • 43 1/4"</p> <p>25 cm 10"</p> <p>110 cm • 43 1/4"</p>	<p>100 cm</p> <p>25 cm 10"</p> <p>120 cm • 47 1/4"</p>
metrage	corner 100 x 100 8,50	corner 100 x 110 L/R 9,25	corner 110 x 110 9,75	corner 120 x 100 L/R 9,50
	<p>45 cm 17 3/4"</p> <p>67 cm 26 1/2"</p>	<p>45 cm 17 3/4"</p> <p>67 cm 26 1/2"</p>	<p>45 cm 17 3/4"</p> <p>67 cm 26 1/2"</p>	<p>45 cm 17 3/4"</p> <p>67 cm 26 1/2"</p>

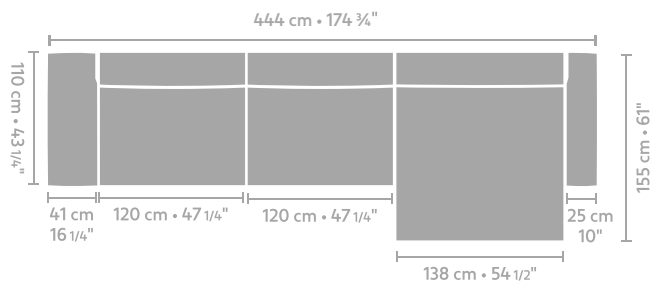
## DIMENSIONS

	<p>110 cm • 43 1/4" 25 cm 10" 120 cm • 47 1/4"</p>	<p>120 cm • 47 1/4" 25 cm 10" 120 cm • 47 1/4"</p>	<p>75 cm 29 1/2" 100 cm 39 1/2"</p>	<p>100 cm 39 1/2" 100 cm 39 1/2"</p>
metrage	<b>corner 120 x 110 L/R</b> 10,00	<b>corner 120 x 120</b> 10,50	<b>ottoman 100 x 75</b> 4,40	<b>ottoman 100 x 100</b> 4,65
	<p>120 cm • 47 1/4" 45 cm 17 3/4" 100 cm 39 1/2"</p>	<p>75 cm 29 1/2" 110 cm • 43 1/4" 45 cm 17 3/4"</p>	<p>100 cm • 39 1/2" 45 cm 17 3/4" 110 cm • 43 1/4"</p>	<p>120 cm • 47 1/4" 45 cm 17 3/4" 110 cm • 43 1/4"</p>
metrage	<b>ottoman 100 x 120</b> 5,20	<b>ottoman 110 x 75</b> 2,55	<b>ottoman 110 x 100</b> 4,90	<b>ottoman 110 x 120</b> 6,20
	<p>75 cm 29 1/2" 120 cm • 47 1/4" 45 cm 17 3/4"</p>	<p>100 cm 39 1/2" 120 cm • 47 1/4" 45 cm 17 3/4"</p>	<p>120 cm • 47 1/4" 45 cm 17 3/4" 120 cm • 47 1/4"</p>	<p>64 cm 25 1/4" 120 cm • 47 1/4" 45 cm 17 3/4"</p>
metrage	<b>ottoman 120 x 75</b> 4,65	<b>ottoman 120 x 100</b> 5,20	<b>ottoman 120 x 120</b> 6,45	<b>ottoman half round</b> 4,40
	<p>48 cm 19" 48 cm 19"</p>	<p>55 cm 21 3/4" 60 cm 23 3/4"</p>	<p>55 cm 21 3/4" 75 cm 29 1/2"</p>	<p>55 cm 21 3/4" 85 cm 33 1/2"</p>
metrage	<b>back cushion 48 x 48</b> 0,85	<b>back cushion 60 x 55</b> 1,00	<b>back cushion 75 x 55</b> 1,20	<b>back cushion 85 x 55</b> 1,45
	<p>H 6 cm 2 1/2"</p>	<p>H 10 cm 4"</p>	<p>H 10 cm 4"</p>	<p>H 10 cm 4"</p>

## DIMENSIONS

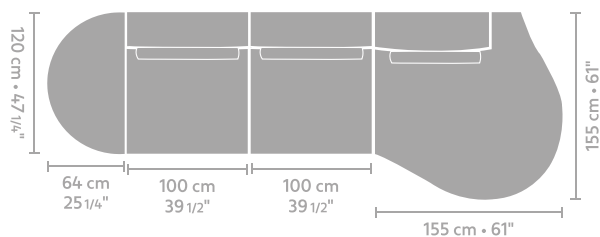


## CONFIGURATION 1



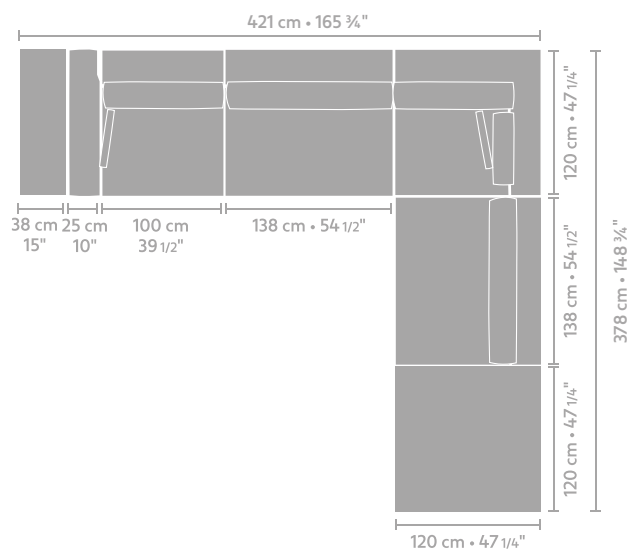
- Arm low 41x110 L
- Arm low 25x110 R
- 2x element 120x110
- Element 138x155

## CONFIGURATION 2



- Ottoman half round
- 2x Element 100x120
- Element round
- 3x back cushion 85x55

## CONFIGURATION 3



- Arm high 25x120
- Element 100x120
- 2x element 138x120
- Corner 120x120
- Ottoman 120x120
- 2x back cushion 100x55
- 2x back cushion 138x55
- Back cushion 60x55
- 2x Back cushion 48x48
- Cabinet 120x38