

# RELAX

2016 JAN DES BOUVRIE



## DESIGN INSPIRATION

What's in a name? The ultimate in comfort, 'Relax' was designed by renowned Dutch designer Jan des Bouvrie, in 2016. Its slender, low shape is elegant and unobtrusive, while its loose back cushions can be easily rearranged to suit your needs: reading, lounging, or 'resting your eyes'. Order as many cushions as you like—your lifestyle, your choice. Hence, 'Relax' is the very apt name for this modular series with a wide range of elements, offering great versatility in terms of lay-out and use.



SHOWN MODEL IS EXECUTED IN FABRIC STELVIO 03

---

## DESIGNED BY JAN DES BOUVRIE

Jan des Bouvrie (1942) is often credited with 'having painted the Netherlands white'. Born into a family of furniture retailers, Jan went to the Rietveld Academy for fine arts & design in Amsterdam and subsequently established a name for himself. When a client ordered one upholstered in white, it was like a light went on in Jan's mind. He became a strong advocate of white, clean lines and open spaces, at a time when the average Dutch interior was rather stuffy and traditional. Jan des Bouvrie quickly became a household name, because he turns his hand to everything, from furniture to industrial design, from household objects to large-scale architectural projects. Many of his designs—and Jan himself—won numerous prestigious awards, and rightfully so. In 1993, he and his wife, Monique, set up 'Het Arsenaal', a leading interior and lifestyle store, which also houses Jan's studio. The two Jans—Te Lintelo and Des Bouvries—go back longer than they care to remember and have collaborated ever since the inception of LINTELOO.




---

## SPECIFICATIONS

**Body:** Webbed metal frame with polyurethane foam, wrapped in hypoallergenic polyester fibre, 100% cotton inner cover.

**Coupling system:** The elements in any configuration are joined together by a steel coupling system

**Legs:** steel.

**Seat cushions:** polyurethane foam core in varying densities for optimum support and comfort, wrapped in a 100% cotton duvet filled with goose down and feathers, or a with a top layer of memory foam, wrapped in hypoallergenic polyester fibre only, 100% cotton inner cover.

**Back cushions:** Goose down and feathers with polyester fibre, or hypoallergenic polyester fibre only, in a 100% inner cover.

**Upholstery:** Composition of fabrics depends on the customer's choice of upholstery. Leathers are either aniline-dyed or aniline-dyed and top-coated.

---

## OPTIONS

**Legs:** Available in a chrome brushed, bronze or gun metal finish.

**Upholstery:** Fabric: removable cushion and body covers, available in all fabrics from the LINTELOO collection. Leather: removable cushion covers, fixed body cover, available in all leather from the LINTELOO collection. Customers can opt to supply their own choice of upholstery fabric/leather. Please note: leather upholstery requires more (visible) seams than fabric upholstery. For an impression of LINTELOO's fabrics and leathers, see 'Materials' at [linteloo.com](http://linteloo.com)

**Cushions:** Reversible, with your choice of filling. Elements 162, 192, 222 and 252 cm can be ordered with a single seat cushion or two. For optimum versatility, back cushions are ordered separately.

**Special features:** Full set of replacement covers available, in fabric (body and cushions) for 50%. Leather covers on request.

---

## MAINTENANCE

All LINTELOO furniture has been made with lots of love and care. Of course, we want you to enjoy it, for as long as possible. Proper maintenance will prolong its lifespan, which is why each piece of LINTELOO furniture comes with a maintenance instruction booklet, also available for download at [linteloo.com](http://linteloo.com) Detailed information on care and cleaning, including the recommended products, can also be found at [linteloo-care.nl](http://linteloo-care.nl)

**Upholstery:** Maintenance of the upholstery obviously depends on your choice of fabric or leather. As a rule of thumb, fabric upholstery—especially when removable—is easier to clean in case of spots and spills than leather. On the other hand, leather will handle regular wear and tear better, in a sense that the odd sign of use only adds to its character.

**Cushions:** Again, the level of maintenance depends on your choice of filling. Down/feather-filled cushions require regular plumping up and airing. But you may prefer the firmer seating experience and hypoallergenic qualities that a 100% polyester filling provides.

**Legs:** The occasional wipe-down with a damp cloth is all it takes.

---

## WARRANTY

All LINTELOO sofas and chairs are backed by a 10-year warranty on the frame. Cushions, upholstery and all other LINTELOO products are backed by a 3-year warranty, with a depreciation of 1/3 each year. Please make sure you keep your invoice or receipt. Excluded from the warranty are:

■ Regular wear and tear, damages and discolouration of upholstery (fabric and/or leather).


■ Creasing, colour and structure variations and other irregularities, which are part of the natural characteristics of fabrics, leather and/or wood.

■ Complaints regarding fabrics and/or leathers which are not part of the standard LINTELOO collection (specially supplied fabrics and/or leathers).

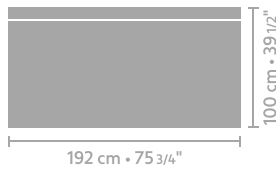
■ Damages caused by improper use, inadequate or incorrect maintenance, or repairs carried out outside the scope of LINTELOO's responsibility. LINTELOO uses the Terms and Conditions of the Centrale Bond van Meubelfabrikanten, available at [www.linteloo.com](http://www.linteloo.com).

If you have any questions, please contact your LINTELOO dealer or LINTELOO's customer service department.

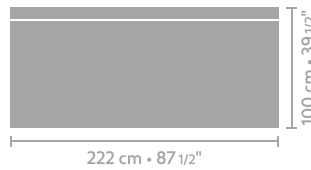
## DIMENSIONS



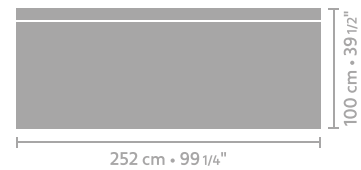
## DIMENSIONS



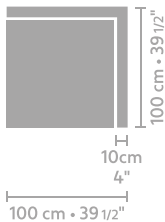
**central element 192 x 100**  
metrage 9,70



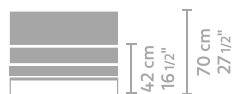
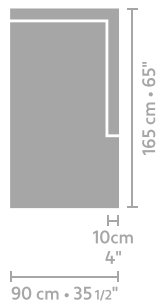
**central element 222 x 100**  
metrage 9,90



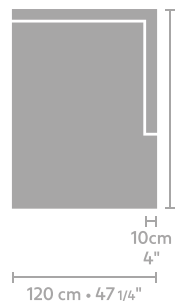
**central element 252 x 100**  
metrage 10,10



**corner L/R**  
metrage 6,10



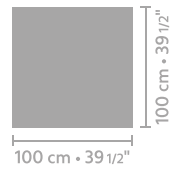
**longchair 90 x 165 arm L/R**  
metrage 7,60



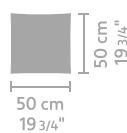
**longchair 120 x 165 arm L/R**  
metrage 8,30



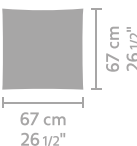
**dormeuse arm L/R**  
metrage 12,90



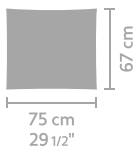
**ottoman**  
metrage 4,00



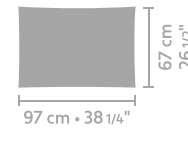
**back cushion 50 x 50**  
metrage 0,80



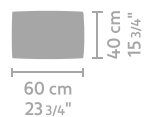
**back cushion 67 x 67**  
metrage 1,70



**back cushion 75 x 67**  
metrage 1,70

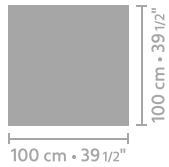
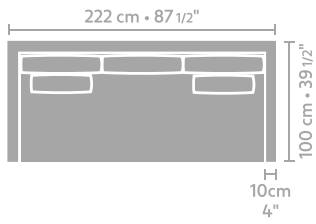


**back cushion 97 x 67**  
metrage 1,70



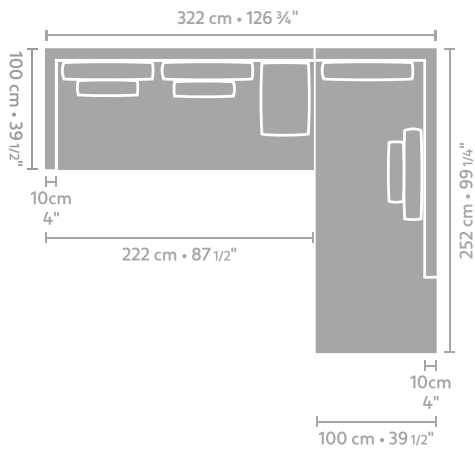
**block cushion**  
metrage 1,50

## CONFIGURATION 1



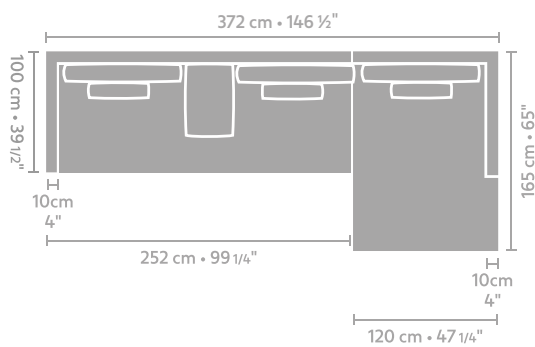
- 3.5 seater
- 3x back cushion 67 x 67,
- 2x back cushion 50 x 50 cm
- Ottoman

## CONFIGURATION 2



- Element 222x100 arm L
- Dormeuse arm R
- 4x backcushion 75 x 67
- Block cushion
- 3x back cushion 50 x 50

## CONFIGURATION 3



- Element 252 x 100 arm left
- Longchair 120 x 165 arm right
- 3x back cushion 97 x 67
- Block cushion
- 3x back cushion 50 x 50